

## Labelling guide for EMF-AA01GLB-A

### Scope:

This document specifies the locations of the various labels applied to the EMF1201 unit.

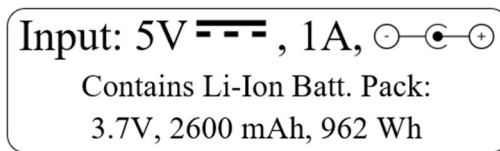
#### 1. Main label:



This label is placed on the top of the dog house. "XXXX" is the unit SN. The label should be placed in the center about 1.5 cm from the front edge of the dog house:







#### 2. Electrical ratings label:



This label is placed on the side of the doghouse closest to the charge port:



### 3. Certifications label:

<p>Model: EMF-AA01GLB-A</p> <p>Contains</p> <p>FCC ID: 2ANP000NRF9160</p> <p>IC: 24529-NRF9160</p> <p>FCC ID: X8WBT840F</p> <p>IC: 4100A-BT840F</p>	   
<p>This device complies with part 15 of the FCC Rules. Operation is subject to the following two conditions: (1) This device may not cause harmful interference, and (2) this device must accept any interference received, including interference that may cause undesired operation.</p>	

The certification label is placed on the top plate in behind the dog house as indicated by the purple rectangle:

